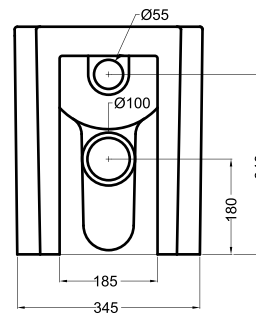
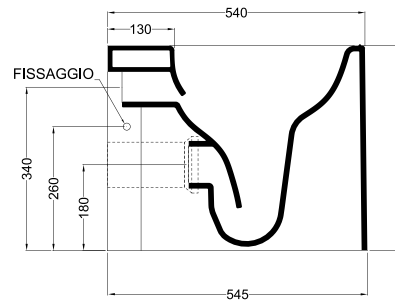
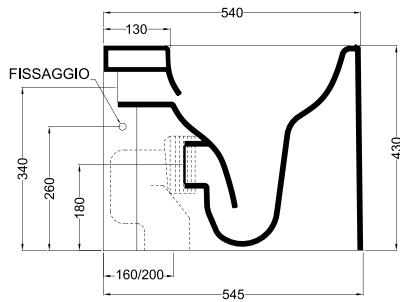
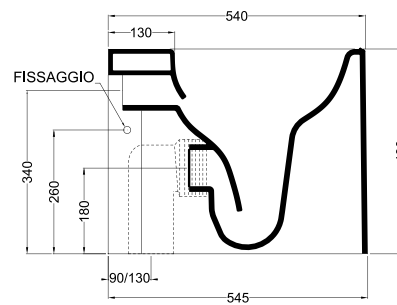
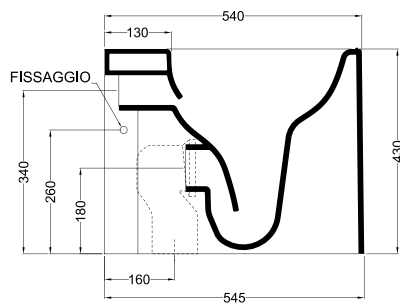


PIANTA  
PLAN



VISTA POSTERIORE  
REAR VIEW



SEZIONE LONGITUDINALE  
LONGITUDINAL VIEW

N.B.: Le misure indicate possono subire una variazione dello 0.8 % circa, dovuta ad usura stampi o a piccole variazioni delle caratteristiche tecniche relative alle materie prime che compongono l' impasto.

N.B.: Indicated size could have a variation of about 0,8 % due to the usure of the moulds or the small variations of the raw materials' technical characteristics used in the mixture.