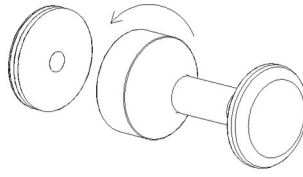


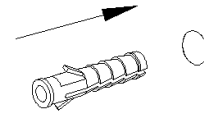
INSTALLATION

REQUIREMENT OF USE & MAINTENANCE

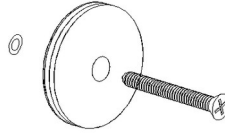
- ✧ Please be careful to open the packaging, install and clean products to avoid surface damage.
- ✧ Please use water or neutral detergent to clean the surface of products, and then dry them by the soft towel.
- ✧ Do not use detergent containing scouring powder, polishing powder, or any corrosive substance, or rough cloth to clean the products.
- ✧ When you use acidic (alkaline) detergent to clean the objects beside products, it may damage the surface of products, please exercise extra caution.
- ✧ To be suggesting cleaning products regularly to maintain the product appearance bright permanently.



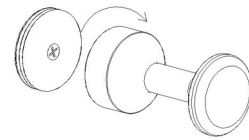
1. Take out the bottom



2. Drill the holes for plastic fixing.



3. Install it by screws..



4. Put the hook fix in the base